

# What do WOMEN

## DISCOVERY WALKS AROUND THE CITY


RMIT, The Women's Planning Network and the City of Melbourne want to find out what women think of the city. Does it meet our needs? Does it offer what we want? What do we like or dislike about it?

To answer some of these questions, we would like you to join us in a walk around Melbourne, and then join us for a free lunch or afternoon tea.

We want women of all ages and interests to join us and especially some mums with young children. We will walk at a pace to suit you and will also use trams.

THINK  
of MELBOURNE?

### WALK TIMES



|          |       |           |         |               |
|----------|-------|-----------|---------|---------------|
| THURSDAY | 5/12  | 10 - 12pm | 2 - 4pm |               |
| FRIDAY   | 6/12  | 10 - 12pm | 2 - 4pm |               |
| SATURDAY | 7/12  | 10 - 12pm |         |               |
| TUESDAY  | 10/12 | 10 - 12pm |         |               |
| THURSDAY | 12/12 | 10 - 12pm | 2 - 4pm |               |
| FRIDAY   | 13/12 | 10 - 12pm | 2 - 4pm | 5.30 - 7.30pm |

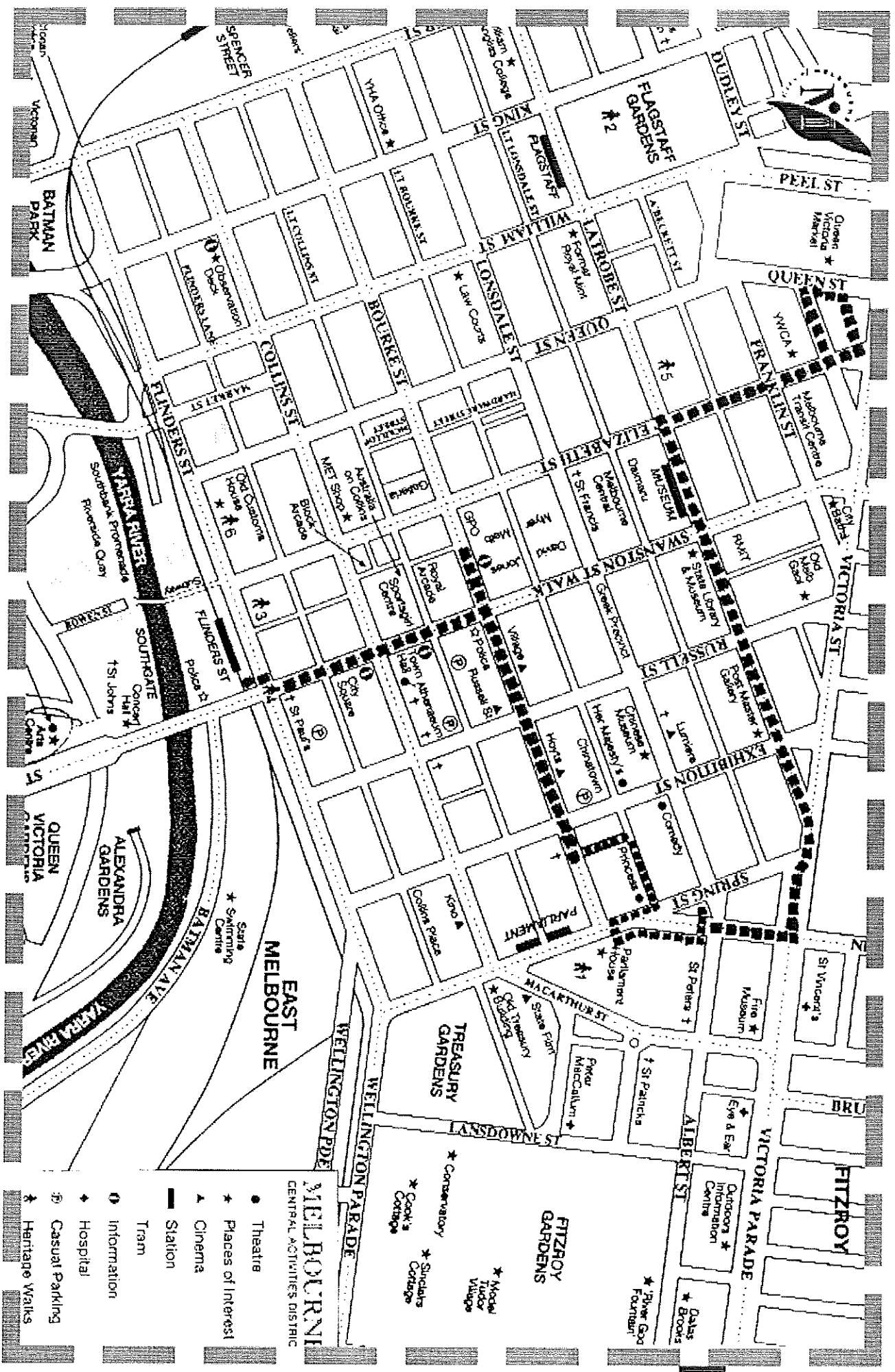
All morning walks meet at the steps of Flinders Street Station.

Afternoon and the evening walks meet in the foyer of the YWCA at 489 Elizabeth Street, Melbourne.

Please arrive 10 minutes prior to walk time.

If you are interested in coming along on one of these walks please contact:  
Dimity Reed, Sue Hill or Siobhan Blumann on 9660 2226 or **0418 399 519**

It is your city, have your say



**MELBOURNE**  
CENTRAL ACTIVITIES DISTRICT

- Theatre
- ★ Places of Interest
- ▲ Cinema
- Station
- Tram
- Information
- ⚡ Hospital
- Ⓟ Casual Parking
- ⚡ Heritage Walks

# Women and Central Melbourne

Thank you for participating in this study!

Please complete the following *PERSONAL DETAILS* and *GENERAL QUESTIONS ABOUT CENTRAL MELBOURNE*.

Name: \_\_\_\_\_

Postcode:

## 1. What family type do you live in?

- single person  
 one adult and dependent children  
 two adults and dependent children  
 extended family  
 group house  
 hostel (aged/youth etc.)  
 other: (please specify) \_\_\_\_\_

## 2. What is your occupation?

- professional  
 para-professional  
 clerical  
 trades  
 student  
 domestic work  
 unemployed  
 retired  
 other: (please specify) \_\_\_\_\_

## 3. What are your hours of work?

- full time  
 part time  
 other: (please specify) \_\_\_\_\_

## 4. What is your total gross household income?

- \$ 0 - 9 999  
 \$ 10 000 - 19 999  
 \$ 21 000 - 29 999  
 \$ 31 000 - 39 999  
 \$ 41 000 - 49 999  
 \$ 50 000 +

## 5. What is your age:

- < 15 yrs  
 15- 20 yrs  
 21- 30 yrs  
 31- 40 yrs  
 41- 50 yrs  
 51- 60 yrs  
 60 yrs +

## 6. What is your nationality?

- Australian  
 Other (please specify) \_\_\_\_\_

## 7. Do you speak another language other than English at home?

- No  
 Yes (please specify) \_\_\_\_\_

## 8. How long have you lived in Melbourne?

- < 1 yr       1-2 yrs       3-5 yrs  
 6-10 yrs       10 yrs +

## 9. Do you have limitations to your mobility?

- (eg. walking stick, wheelchair, pram)  
 No  
 Yes (please specify) \_\_\_\_\_

---

## GENERAL QUESTIONS ABOUT CENTRAL MELBOURNE

---

## 10. How often do you come to central Melbourne?

- daily  
 weekly  
 monthly  
 other: (please specify) \_\_\_\_\_

## 11. Why do you come to central Melbourne?

(If more than one reason please rank 1-5)

- employment  
 shopping  
 recreation  
 banking/finance  
 education  
 legal  
 health  
 other (please specify) \_\_\_\_\_

## 12. What areas of the city do you frequently visit?

(eg. Spencer Street, Melbourne Central, Chinatown)

---



---

## 13. What does central Melbourne have to offer that is not near your own home?

---



---



---

**TRANSPORT**

14. How do you normally travel to central Melbourne?

- walk
- bicycle
- public transport
  - tram
  - train
  - bus
- private car
- taxi

**PUBLIC TRANSPORT**

15. If you use public transport, what is the quality of the service:

- good
- adequate
- inadequate

Please explain \_\_\_\_\_

\_\_\_\_\_

16. If you use the underground loop stations what do you think of them?

- good
- adequate
- inadequate

Please explain \_\_\_\_\_

\_\_\_\_\_

17. If you use the tram shelters in central Melbourne what do you think of them?

- good
- adequate
- inadequate

Please explain \_\_\_\_\_

\_\_\_\_\_

18. If you use buses, are the facilities at the stops adequate?

- Yes
- No

Please explain \_\_\_\_\_

\_\_\_\_\_

**PRIVATE TRANSPORT**

19. If you come into central Melbourne by car, do you park

- on metres
- in parking stations
- other (Please specify) \_\_\_\_\_

20. If you use parking stations, do you find them easy to use?

- adequate
- inadequate

Please explain \_\_\_\_\_

\_\_\_\_\_

**STREET FURNITURE/PAVING ETC**

21. Do you find city footpaths:

- easy to walk along  Yes  No
- wide enough  Yes  No

If not, what doesn't work for you? \_\_\_\_\_

\_\_\_\_\_

22. Do you like the seating that is used in the city?

- Yes  No

If not what don't you like? \_\_\_\_\_

\_\_\_\_\_

23. What do you think of the sandwich boards on city footpaths?

\_\_\_\_\_

\_\_\_\_\_

24. Do you have any comments on the rubbish bins on city footpaths?

\_\_\_\_\_

\_\_\_\_\_

25. Do you feel destinations, public facilities and places of interest are well signposted?

- Yes  No

If no please explain. \_\_\_\_\_

\_\_\_\_\_

26. What is your impression of the street trees and planting in central Melbourne?

\_\_\_\_\_

\_\_\_\_\_

**FACILITIES**

27. If you use toilets in the city where are they?

\_\_\_\_\_

\_\_\_\_\_

28. Are the toilets?

- clean  Yes  No
- accessible  Yes  No
- pleasant  Yes  No

If no to any of the above please explain \_\_\_\_\_

\_\_\_\_\_

\_\_\_\_\_

29. Do you use telephones in the city, do you find them  
 clean  Yes  No  
 accessible  Yes  No  
 functioning  Yes  No

If no to any of the above please explain \_\_\_\_\_  
 \_\_\_\_\_  
 \_\_\_\_\_

30. Do you think there are enough of these public facilities in the city?  
 No  
 Yes

31. What other types of facilities are required?  
 (please comment) \_\_\_\_\_  
 \_\_\_\_\_  
 \_\_\_\_\_

**CHILDREN**

*If you have or care for children under twelve years old:*

32. Do you bring them into the city with you?  
 No  
 Yes

If not, why not? \_\_\_\_\_  
 \_\_\_\_\_

33. If you bring children into central Melbourne do you use public change or toilet facilities?  
 No  
 Yes

What do you think of them? \_\_\_\_\_  
 \_\_\_\_\_  
 \_\_\_\_\_

34. Do you use childcare facilities in the city?  
 No  
 Yes

If not, why not? \_\_\_\_\_  
 \_\_\_\_\_  
 \_\_\_\_\_

35. Are there adequate facilities for parents or carers with young children in the city?  
 No  
 Yes

If not, what would you like? \_\_\_\_\_  
 \_\_\_\_\_  
 \_\_\_\_\_

36. What would you like to see in central Melbourne to make bringing children into the central city easier? \_\_\_\_\_  
 \_\_\_\_\_  
 \_\_\_\_\_

**TIMES IN THE CITY**

37. Do you come into the city at night?  
 No  
 Yes

Do you have any comments on the city at night? \_\_\_\_\_  
 \_\_\_\_\_

38. If yes, do you come in alone?  
 No  
 Yes

39. Are there any places where you do not feel secure  
 at night?  No  Yes  
 during the day?  No  Yes

40. If yes, please identify these places and explain why and when you feel unsafe in them.

\_\_\_\_\_  
 \_\_\_\_\_  
 \_\_\_\_\_

**GENERAL QUESTIONS**

41. What other shops and services would you like to see in central Melbourne?

\_\_\_\_\_  
 \_\_\_\_\_  
 \_\_\_\_\_

42. What do you like about central Melbourne?

\_\_\_\_\_  
 \_\_\_\_\_  
 \_\_\_\_\_

43. Is there anything you don't like? If so what is it?

\_\_\_\_\_  
 \_\_\_\_\_  
 \_\_\_\_\_

44. What do you think of the street life in central Melbourne?

Buskers \_\_\_\_\_  
 Chalk Artists \_\_\_\_\_  
 Spruikers \_\_\_\_\_  
 Shop Windows \_\_\_\_\_  
 Art Works \_\_\_\_\_  
 Decorations \_\_\_\_\_

45. What would encourage you to come to central Melbourne more frequently, or to stay longer?

\_\_\_\_\_  
 \_\_\_\_\_  
 \_\_\_\_\_

45. Is this a part of the central city that you visit?  
What do you like/dislike about this area?  
What could be improved in this area?

**FLINDERS ST STATION**

---

**WEST END / SPENCER STREET**

---

**SWANSTON ST WALK**

---

**PARLIAMENTARY PRECINCT**

---

**BOURKE ST MALL**

---

**VICTORIA MARKET**

---

# HERE FOLLOWS THE STATISTICAL MATERIAL FROM THE SURVEY

Example of further analysis: Cross tabulation of Q2 & Q3, showing relationship between occupation and hours worked:

| <b>Q 1 Family Type</b> |              |                |
|------------------------|--------------|----------------|
|                        | <b>Count</b> | <b>Percent</b> |
| Single                 | 37           | 22.0           |
| One Adult+Child        | 10           | 6.0            |
| Two adults+Child       | 64           | 38.1           |
| Extended Family        | 4            | 2.4            |
| Group House            | 17           | 10.1           |
| Other                  | 5            | 3.0            |
| Two adults             | 31           | 18.5           |
| <b>TOTAL</b>           | <b>168</b>   | <b>100.0</b>   |

| <b>Q 2 Occupation</b> |              |                |
|-----------------------|--------------|----------------|
|                       | <b>Count</b> | <b>Percent</b> |
| Professional          | 71           | 42.0           |
| Para-Prof             | 15           | 8.9            |
| Clerical              | 12           | 7.1            |
| Student               | 18           | 10.7           |
| Domestic              | 11           | 6.5            |
| Unemployed            | 5            | 3.0            |
| Retired               | 20           | 11.8           |
| Other                 | 17           | 10.1           |
| <b>TOTAL</b>          | <b>169</b>   | <b>100.0</b>   |

| <b>Q 3 Hours Worked</b> |              |                |
|-------------------------|--------------|----------------|
|                         | <b>Count</b> | <b>Percent</b> |
| Full Time               | 92           | 66.7           |
| Part Time               | 32           | 23.2           |
| Other                   | 14           | 10.1           |
| <b>TOTAL</b>            | <b>138</b>   | <b>100.0</b>   |

|              | <b>Full time</b> | <b>Part time</b> | <b>Other</b> | <b>Totals</b> |
|--------------|------------------|------------------|--------------|---------------|
| Professional | 58               | 12               | 0            | 70            |
| Para-Prof    | 9                | 5                | 1            | 15            |
| Clerical     | 6                | 3                | 3            | 12            |
| Student      | 7                | 6                | 0            | 13            |
| Domestic     | 4                | 1                | 1            | 6             |
| Unemployed   | 0                | 0                | 1            | 1             |
| Retired      | 1                | 0                | 3            | 4             |
| Other        | 7                | 5                | 5            | 17            |
| <b>TOTAL</b> | <b>92</b>        | <b>32</b>        | <b>14</b>    | <b>138</b>    |

| <b>Q 4 Total gross Household Income</b> |              |
|---|--------------|
|   | <b>Count</b> |
| \$0-\$9,999                             | 17           |
| \$10-\$19,999                           | 10           |
| \$20-\$29,999                           | 13           |
| \$30,000-\$39,999                       | 17           |
| \$40,000-\$49,999                       | 21           |
| \$50,000+                               | 68           |
| <b>TOTAL</b>                            | <b>146</b>   |

| <b>Q 5 Age of Respondents</b> |              |                |
|-------------------------------|--------------|----------------|
|                               | <b>Count</b> | <b>Percent</b> |
| Under 15                      | 2            | 1.2            |
| 15-20                         | 16           | 9.5            |
| 21-30                         | 43           | 25.4           |
| 31-40                         | 33           | 19.5           |
| 41-50                         | 35           | 20.7           |
| 51-60                         | 18           | 10.7           |
| 60+                           | 22           | 13.0           |
| <b>TOTAL</b>                  | <b>169</b>   | <b>100.0</b>   |

**Q 6 Nationality**

|                        | Count      | Percent      |
|------------------------|------------|--------------|
| Australian             | 141        | 83.4         |
| Germ, Neth, Pol, Hung  | 13         | 7.7          |
| UK, Ire,               | 2          | 1.2          |
| Indon, Viet,           | 3          | 1.8          |
| USA                    | 3          | 1.8          |
| Koori, Other, USSR, NZ | 7          | 4.1          |
| <b>TOTAL</b>           | <b>169</b> | <b>100.0</b> |

**Q 7 Do you speak a language other than English at home?**

|              | Count      | Percent      |
|--------------|------------|--------------|
| No           | 137        | 81.1         |
| Yes          | 32         | 18.9         |
| <b>TOTAL</b> | <b>169</b> | <b>100.0</b> |

**Q 8 How long have you lived in Melbourne?**

|              | Count      | Percent      |
|--------------|------------|--------------|
| Under 1 year | 8          | 4.8          |
| 1-2 years    | 10         | 6.1          |
| 3-5          | 9          | 5.5          |
| 6-10         | 13         | 7.9          |
| 10+          | 125        | 75.8         |
| <b>TOTAL</b> | <b>165</b> | <b>100.0</b> |

**Q 9 Do you have limitations on your mobility?**

|                 | Count      | Percent       |
|-----------------|------------|---------------|
| No              | 156        | 92.86         |
| Yes Stick/leg   | 1          | 60            |
| Yes Wheel chair | 1          | 60            |
| Yes Visibility  | 2          | 1.19          |
| Yes Pram/other  | 5          | 2.98          |
| Other           | 3          | 1.79          |
| <b>TOTAL</b>    | <b>168</b> | <b>100.00</b> |

**Q 10 How often do you come into Central Melbourne?**

|              | Count      | Percent      |
|--------------|------------|--------------|
| Daily        | 61         | 36.1         |
| Weekly       | 30         | 17.8         |
| Monthly      | 37         | 21.9         |
| Other        | 41         | 24.3         |
| <b>TOTAL</b> | <b>169</b> | <b>100.0</b> |

**Q 11 Why do you come into Central Melbourne?**

N.B. The first column indicates the order of ranking given to each reason for visiting central Melbourne.

| Ranking | Employment  | Shopping    | Recreation  | Bank        | Education   | Health      | Other       |
|---------|-------------|-------------|-------------|-------------|-------------|-------------|-------------|
| 1       | 94          | 65          | 64          | 24          | 62          | 50          | 78          |
| 2       | 4           | 22          | 17          | 0           | 27          | 8           | 6           |
| 3       | 1           | 10          | 10          | 47          | 8           | 17          | 6           |
| 4       | 1           | 3           | 8           | 18          | 4           | 0           | 11          |
| 5       | 0           | 0           | 1           | 12          | 0           | 25          | 0           |
|         | <b>100%</b> | <b>100%</b> | <b>100%</b> | <b>100%</b> | <b>100%</b> | <b>100%</b> | <b>100%</b> |

**Q 12 What areas of the City do you frequently visit?\***

|                |                |               |
|----------------|----------------|---------------|
| Swanston St    | Bourke St Mall | Vict Market   |
| Count 99       | 58             | 12            |
| Collins Street | Arts/SouthBank | State Library |
| Count 36       | 19             | 15            |
| Everywhere     |                |               |
| Count 54       |                |               |

**Q 12b What areas/activities of the city do you frequently visit?\***

|                  | Count     | Percent    |
|------------------|-----------|------------|
| Arts/Restaurants | 15        | 47         |
| Shops            | 4         | 12         |
| Other/Sites      | 8         | 25         |
| Arts+Others      | 2         | 6          |
| More than 2      | 3         | 9          |
| <b>TOTAL</b>     | <b>32</b> | <b>100</b> |

\* Q12 was opened. Responses were divided between 12-AREAS and 12b-ACTIVITIES

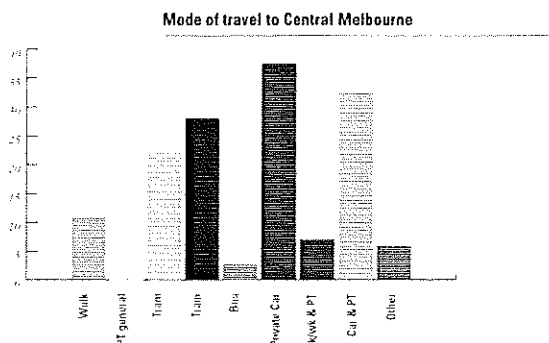
**Q 13 What does Central Melbourne have to offer that is not near your home?**

|                          | Count      | Percent    |
|--------------------------|------------|------------|
| Retail/variety           | 36         | 23         |
| Entertainment/food       | 10         | 6          |
| All in one spot          | 10         | 6          |
| People/atmosphere        | 8          | 5          |
| Education/occupation     | 3          | 2          |
| Nothing specific         | 11         | 7          |
| Other sights             | 19         | 13         |
| Retail/Entertainment     | 3          | 2          |
| Entertainment/atmosphere | 3          | 2          |
| More than 2 reasons      | 34         | 22         |
| Live there               | 10         | 6          |
| Other                    | 10         | 6          |
| <b>TOTAL</b>             | <b>157</b> | <b>100</b> |

## MODE OF TRAVEL TO CENTRAL MELBOURNE

### Q 1 How do you normally travel

to Central Melbourne?



### Q 15 If you use public transport,

what is the quality of the service?

|            | Count | Percent |
|------------|-------|---------|
| Good       | 57    | 40      |
| Adequate   | 75    | 53      |
| Inadequate | 9     | 6       |

**TOTAL 141 100.0**

### Q 16 If you use the underground

loop stations, what do you think of them?

|            | Count | Percent |
|------------|-------|---------|
| Good       | 46    | 52.3    |
| Adequate   | 36    | 40.9    |
| Inadequate | 6     | 6.8     |

**TOTAL 88 100.0**

### Q 17 If you use the tram shelters

in Central Melbourne, what do you think of them?

|            | Count | Percent |
|------------|-------|---------|
| Good       | 27    | 27      |
| Adequate   | 45    | 46      |
| Inadequate | 26    | 27      |

**TOTAL 98 100.0**

### Q 18 If you use buses,

are the facilities at the stops adequate?

|     | Count | Percent |
|-----|-------|---------|
| Yes | 18    | 49      |
| No  | 19    | 51      |

**TOTAL 37 100**

### Q 19 If you come into

Central Melbourne by car, where do you park?

|                 | Count |
|-----------------|-------|
| Metre           | 26    |
| Parking Station | 45    |
| Other           | 18    |
| M & PS          | 26    |

**TOTAL 115**

### Q 20 If you use parking stations,

do you find them easy to use?

|            | Count | Percent |
|------------|-------|---------|
| Adequate   | 76    | 78      |
| Inadequate | 21    | 22      |

**TOTAL 97 100**

## EVALUATION OF OPEN SPACE FACILITIES AND STREET USES

### Q 21 Do you find City footpaths:

|              | Easy to walk along |            | Wide enough |            |
|--------------|--------------------|------------|-------------|------------|
|              | Count              | Percent    | Count       | Percent    |
| Yes          | 133                | 88         | 133         | 87         |
| No           | 19                 | 12         | 16          | 13         |
| <b>TOTAL</b> | <b>152</b>         | <b>110</b> | <b>149</b>  | <b>100</b> |

### Q 22 Do you like the seating

that is used in the City?

|     | Count | Percent |
|-----|-------|---------|
| Yes | 123   | 83      |
| No  | 26    | 17      |

**TOTAL 149 100**

### Q 23 What do you think of the

sandwich boards in the City?

|                      | Count | Percent |
|----------------------|-------|---------|
| Satisfactory         | 57    | 45      |
| Dislike/hate         | 14    | 11      |
| Obstruction          | 33    | 26      |
| Poor Aesthetic       | 13    | 10      |
| Other                | 5     | 4       |
| More than 1 negative | 5     | 4       |

**TOTAL 127 100**

**Q 24 Comments on rubbish bins**

on City footpaths

|                      | Count      | Percent    |
|----------------------|------------|------------|
| Satisfactory         | 40         | 37         |
| Inadequate           | 14         | 13         |
| Inadequate but clean | 31         | 29         |
| Good rec             | 7          | 6          |
| Other                | 16         | 15         |
| <b>TOTAL</b>         | <b>108</b> | <b>100</b> |

**Q 25 Are destinations,**

public facilities and places of interest well signposted?

|              | Count      | Percent      |
|--------------|------------|--------------|
| Yes          | 98         | 68.5         |
| No           | 45         | 31.5         |
| <b>TOTAL</b> | <b>143</b> | <b>100.0</b> |

**Q 26 What is your impression**

of the street trees and plantings in Central Melbourne?

|                   | Count      | Percent      |
|-------------------|------------|--------------|
| Comment positive  | 97         | 61           |
| Comment negative  | 17         | 11           |
| More trees needed | 38         | 24           |
| Other             | 8          | 5            |
| <b>TOTAL</b>      | <b>160</b> | <b>100.0</b> |

**OTHER FACILITIES:  
TOILETS AND TELEPHONES****Q 27 If you use toilets in**

the City, where?

|                  | Count      |
|------------------|------------|
| Shop             | 90         |
| Street toilets   | 13         |
| Don't know       | 5          |
| Other            | 9          |
| Shop and station | 15         |
| <b>TOTAL</b>     | <b>132</b> |

**Q 28 Are the toilets clean**

and accessible?

|                        | Count |
|------------------------|-------|
| All positive           | 73    |
| All negative           | 9     |
| Clean but inaccessible | 6     |
| Accessible but unclean | 5     |
| Clean                  | 22    |
| Unclean                | 2     |
| No                     | 1     |
| Other                  | 3     |

**TOTAL 121****Q 29a If you use telephones**

in the City, do you find them clean?

|          | Count |
|----------|-------|
| Positive | 59    |
| Negative | 36    |

**TOTAL 95****Q 29b If you use telephones**

in the City, do you find them accessible?

|          | Count |
|----------|-------|
| Positive | 55    |
| Negative | 24    |

**TOTAL 79****Q 29c If you use telephones**

in the City, do you find them functioning?

|          | Count |
|----------|-------|
| Positive | 51    |
| Negative | 25    |

**TOTAL 76****CHILDREN AND  
CENTRAL MELBOURNE****Q 32 If you have children**

under twelve years of age, do you bring them into the City?

|     | Count |
|-----|-------|
| No  | 15    |
| Yes | 33    |

**TOTAL 48**

**Q 33 If you bring children**

into the City, do you use public  
toilets/change facilities?

|     | Count |
|-----|-------|
| No  | 20    |
| Yes | 21    |

**TOTAL 41**

**Q 34 Do you use childcare**

facilities in the City?

|     | Count |
|-----|-------|
| No  | 38    |
| Yes | 4     |

**TOTAL 42**

**Q 35 Are there adequate facilities**

for parents or carers with young children in the City?

|     | Count |
|-----|-------|
| No  | 20    |
| Yes | 12    |

**TOTAL 32**

**Q 36 What would you like**

to see in Central Melbourne to make  
bringing children into the City easier?

|                    | Count | Percent |
|--------------------|-------|---------|
| More toilets       | 1     | 5       |
| Better child play  | 3     | 14      |
| Better baby change | 1     | 5       |
| Other              | 13    | 62      |
| Two of the above   | 3     | 14      |

**TOTAL 21 100**

**SAFETY****Q 37 Do you come into the City**

at night?

|     | Count |
|-----|-------|
| No  | 78    |
| Yes | 35    |

**TOTAL 113**

**Q 38 If yes, do you come in alone?**

|     | Count |
|-----|-------|
| No  | 78    |
| Yes | 35    |

**TOTAL 113**

**Q 39 Are there any places**

where you do not feel secure  
(i) at night, (ii) during the day?

|           | Count |
|-----------|-------|
| No No     | 29    |
| Yes Yes   | 25    |
| No Yes    | 1     |
| Yes No    | 59    |
| No blank  | 5     |
| Yes blank | 16    |
| Blank No  | 6     |
| Blank Yes | 4     |

**TOTAL 145**

**Q 40 If yes to Q39,**

please identify places where you feel unsafe?

|                          | Count | Percent |
|--------------------------|-------|---------|
| Laneways                 | 7     | 7       |
| Public Transport         | 1     | 1       |
| Public Transport stops   | 9     | 9       |
| Central shopping streets | 19    | 20      |
| Public toilets           | 1     | 1       |
| Flinders St Station      | 5     | 5       |
| Other streets            | 23    | 24      |
| Two or more of above     | 22    | 23      |
| Other                    | 8     | 8       |

**TOTAL 95 100**

**Q 42 What do you like about**

Central Melbourne?

|                            | Count | Percent |
|----------------------------|-------|---------|
| Retail/variety             | 14    | 10      |
| Entertainment/food         | 1     | 7E-1    |
| All in one spot            | 14    | 10      |
| People/atmosphere          | 53    | 38      |
| Other sights               | 14    | 10      |
| Retail/entertainment       | 12    | 9       |
| Entertainment/Atmosphere   | 3     | 2       |
| Retail/atmosphere          | 9     | 7       |
| Laneways                   | 1     | 7E-1    |
| Three or more of the above | 17    | 12      |

**TOTAL 138 100**

**Q 43 Is there anything you**

don't like about Central Melbourne?

|                         | Count     | Percent    |
|-------------------------|-----------|------------|
| Car noise               | 3         | 3          |
| Crowds                  | 3         | 3          |
| Tacky shops/buildings   | 21        | 24         |
| Rubbish/pollution       | 10        | 11         |
| Beggars/drunks          | 6         | 7          |
| Parking                 | 6         | 7          |
| City Square/empty sites | 3         | 3          |
| Other                   | 20        | 23         |
| More than one of these  | 15        | 17         |
| <b>TOTAL</b>            | <b>87</b> | <b>100</b> |

**THE STREETS****Q 44 What do you think**

of the streetlife in Central Melbourne?

| Buskers      | Count      | Percent    |
|--------------|------------|------------|
| OK           | 128        | 91         |
| Not OK       | 11         | 9          |
| <b>TOTAL</b> | <b>138</b> | <b>100</b> |

| Spruikers    | Count      | Percent    |
|--------------|------------|------------|
| OK           | 40         | 37         |
| Not OK       | 68         | 63         |
| <b>TOTAL</b> | <b>108</b> | <b>100</b> |

| Chalk artists | Count      | Percent    |
|---------------|------------|------------|
| OK            | 124        | 90         |
| Not OK        | 14         | 10         |
| <b>TOTAL</b>  | <b>138</b> | <b>100</b> |

| Shop windows | Count      | Percent    |
|--------------|------------|------------|
| OK           | 115        | 85         |
| Not OK       | 16         | 12         |
| Both         | 5          | 4          |
| <b>TOTAL</b> | <b>136</b> | <b>100</b> |

| Decorations  | Count      | Percent    |
|--------------|------------|------------|
| OK           | 113        | 81         |
| Not OK       | 26         | 19         |
| <b>TOTAL</b> | <b>139</b> | <b>100</b> |

**RECOMMENDATIONS  
RAISED BY THE RESPONDENTS****Q 45 What would encourage**you to come to Central Melbourne  
more frequently or to stay longer?

|                              | Count      | Percent    |
|------------------------------|------------|------------|
| Improve entertainment        | 18         | 14         |
| Improve parking              | 15         | 12         |
| Improve residential          | 1          | -1         |
| Improve retail               | 14         | 11         |
| Improve public transport     | 5          | 4          |
| Improve safety               | 8          | 6          |
| People/atmosphere            | 4          | 3          |
| Regular public entertainment | 1          | -1         |
| Other                        | 32         | 25         |
| Two or more of these         | 29         | 23         |
| <b>TOTAL</b>                 | <b>127</b> | <b>100</b> |

**Q 31 What other facilities**

are required in Central Melbourne?

|                       |           |
|-----------------------|-----------|
| More toilets          | 7         |
| More phones           | 3         |
| More seats            | 3         |
| Better tram stops     | 1         |
| More water            | 1         |
| Other                 | 30        |
| two or more of these  | 17        |
| four or more of these | 1         |
| <b>TOTAL</b>          | <b>63</b> |

# HERE FOLLOW SELECTED COMMENTS ON LOCATIONS THROUGHOUT THE CITY

## Swanston Walk

*“Sort of sad that the ‘Women Only’ tiles were removed from the recessed seating outside St Paul’s”*

*“Like the masses of coloured flowers in City Square. Dislike the massive expanse of grey paving - why not coloured tiles on such a large area? Decorated poles are great.”*

*“West side has cheap and tacky shops although the building on the corner of Flinders Lane should be restored. City Square appears desolate - grass would help.”*

*“Like the artwork, no cars and the trams. Dislike dirty windows on the disused shops. Buildings above street level need cleaning.”*

*“Let traffic in during the night. More street performers. Idea: get students to have their art work around the city and change it every month or so. Get photo booths.”*

*“Beautiful Christmas decorations. Nice trees and flowers. Buildings need a clean and fresh coat of paint.”*

*“There should be more changing exhibits - of a less permanent nature.”*

*“Needs a supermarket.”*

*“Wide footpaths OK. Like view south along St Kilda Road. Like walking across Princess Bridge. Sculpture magnificent.”*

*“Pleasant in daytime. Amazing changes - sculpture, outdoor coffee shops etc.”*

*“I don’t like cyclists who don’t obey traffic lights and worry pedestrians.”*

*“Don’t understand how to use Swanston St Walk. Like Café L’Incontro. Cafes are good. City Square - where is the grass?”*

*“Don’t bring back the traffic! Emphasise the ‘character’ of the walk (exaggerate the character). Increase public seating / viewing locations. Bring back skateboards. Make it young and funky like Dangerfield, Doc Martens etc.”*

*“Smelly and dirty near MacDonald’s - bins smell. Town Hall toilets great surprise - so clean! Crazy bike riders on the footpath. Christmas decorations good.”*

*“The skateboarders and rollerbladers add character. The poster advertising rotundas are fun and add colour.”*

*“City Square is damned ugly! No mourning for the loss of the waterfall but we should put in a garden and trees.”*



*“Very crappy shops. Needs some decent restaurants. Wide footpaths are good. Too much bad loud music from shops. Cool signposts on corner of Swanston and Bourke Sts. Should be more artwork in the city. Skateboarders and rollerbladers add life.”*

*“City Square is an eyesore and useless for people with children - a grassed area would be much better.”*

*“The top end is drab but the Town Hall area is lovely.”*

*“Upgrade lawns at the front of the State Library.”*

*“I work here. Toilets are disgusting. Women have to go to the Men’s because the women’s are out of order. Hardly any police around. Lots of street drinking, drug taking and crime.”*

*“Shummy near Flinders Station. Good idea having the Vic Market stalls there.”*

*“I like the painted poles, sculptures, the flower boxes and trees. I dislike the rubbish.”*

*“What about footpath cleaning?”*

*“Beautiful really. Love the planters and the benches and the art. Rather confusing though - I’m never sure if it is a traffic street or a pedestrian walk as it seems there is always some sort of traffic.”*

*“Road rules should be enforced on bicycles.”*

*“The MCC cafe is a great asset. There is a great opportunity to provide further public facilities behind the cafe on Little Collins. Overall the street needs better quality shops and public facilities. Of course the Queen Victoria site is a huge blight.”*

*“It works partially but I feel it is neither fish nor foul, cruising cars but not through traffic would be good if it could be achieved - perhaps night access.”*

*“The buildings are wonderful but unnoticed because of the tackiness of the shops. The City Square is uninviting - would grass help? At least it would then look relaxing.”*

*“The City Square has always seemed cold and uninviting but maybe the hotel with interesting shops will draw people in.”*

*“Beautiful streetscape as far as buildings go. The retail businesses leave a lot to be desired and certainly wouldn’t attract me to spend time in the street. It isn’t a walk at all - couriers, trade cars, skybus etc all use it. Love the sculpture though - wonderful, appealing to all ages.”*

*“I like the fact it has been closed off from the traffic. Open air cafes are great in summer. More trees and patches of grass would be good. I detest the crappy shops. Buskers and open air theatre especially on weekends would also attract more people. Why are buskers only in Bourke St?”*

*“Unnerving - never sure when to walk - Bourke Street is clear. The lights for the tram are confusing.” (legally blind respondent)*

*“Here again the street kid element and ‘dirty looking people’ spoil what used to be the highlight of coming to town, seeing the shops and sights.”*

*“I love it! No more cars has been a fantastic initiative for the city. It’s a lot easier as a pedestrian to catch trams and walk along it now.”*



## Bourke Street Mall

“Performing dais great for bands. Inclusion of trees great but more flower planting for colour could be added. Needs something to attract people's attention to look up to the top of buildings.”

“Love the view up the street towards Exhibition St.”

“Like - Information booth, window displays, buskers / entertainment, variety of shops. Dislike overflowing rubbish. Improve signs to highlight / explain various artworks.”

“Recycling bin a good idea but you shouldn't have to touch it to put rubbish in the bin. Beautiful Christmas decorations especially in the windows. Need cafe / restaurants etc as there is too much fast food. Need cleaner buildings when you look up.”

“I quite like the mall, although I rarely use it for anything other than a walkway. Good as an entry / exit to / from the city ( trams).”

“Works well because 'public space' extends to tram lines ( unlike the transition space in Swanston walk - empty and barren.) Well utilised, trees, seats, entertainment, info facilities. Well co-ordinated street furniture, bins newsstands etc.”

“Good department stores. I generally travel across the mall and travel through the many walkways off the mall. I like the seating and the plants. Good information and police booths.”

“Need more bike racks.”

“Too much traffic but otherwise works well - better than Swanston St - because the foot-path is the whole road and trams are given only the area that they need. Seating / benches and greenery are very good. Could use a mobile cappuccino drinks machine. Lanes and arcades around the mall have developed very distinct characters.”

“Good seating. Cafes would be good. Good buskers. Fantastic Myer Christmas windows. Too much bad loud music coming from shops. Good information booth - should be more like this with tourist information on the city. Police presence would be good for feeling safe - i.e. a police booth manned all hours. Good trees.”

“Like the buskers and street theatre. More grass would be nice. Not enough shade and shelter. Never used the information stand, police station or half tickets shop.”

“I like it especially when the bands are playing.”


“Great, I enjoy the bands.”

“A couple of good outdoor cafes would help - a Post Office cafe?”

“Alive, diverse, something for everyone.”

“Love the singers and other entertainers. Bourke St is always attractive to me. Bourke St pavement is level all the way across; Swanston st still looks like a street and footpaths - makes for a totally different feel - Bourke St is better!”

“Lively and colourful. Toilets in Elizabeth St nicely done but I wouldn't use or recommend them because my mother told me that I'd be kidnapped and taken to Port Said if I used them (forty years ago!) There should be a statement saying that they are attended.”



*"I like it. A great gathering area, busy, bustling, full of action. Great to have the tradition of Myer windows and see them being used at Festival time - could be used more often in this way."*


*"It tends to be a bit congested. The Myer windows are good. I like the free entertainment outside David Jones and Myer. I love the GPO."*

*"Some very good shops. Good idea to make it a mall as it allows people to congregate around entertainment. It is also easier to amble from one shop to another."*

*"I like the mall - buskers, plants, lights and even the trams thundering through."*

*"Like the buskers etc, Myer windows, Post Office and old arcades."*

*"Never thought that it would work but it has. There is always something happening there. The big shops attract the crowds and there is plenty of entertainment. The trams are a problem. Ideally they should terminate at either end of the mall, but I am not sure how this would work."*



## Victoria Market

*"Night time market would be a great idea. It is a vital part of our culture."*

*"Like the veg and deli sections. Sunday veg and deli would be good - not just tourist stalls."*

*"It is absolutely fabulous! Lots of goodies and bargains and interesting people to see."*

*"Elizabeth St could be improved leading up to the Market. Needs to be upgraded with flower boxes, street art, chalk artist - create more atmosphere between the city and the market itself."*

*"Great place, fresh food. The renovated meat / fish area is greatly improved. It is very conveniently located being so close to the city."*

*"It is a fantastic place that I use two to three times a week. It is the only place where one can find fresh produce as well as most other food in abundance. The stall holders are friendly and colourful people. Many of them are complaining however about loss of business and the fact that the place is becoming a tourist attraction rather than a market in the real sense. I tend to agree with them and it is very sad to see the place only coming alive and crowded on Fridays and the weekends. I feel it is a dying market. More fruit and vegetable stall holders should be encouraged to open rather than souvenir shops." (Postcode 3000 resident)*

*"Love it. Great value, great atmosphere. Free parking. Short tram ride or walk from my home. Renovated meat hall is pretty good. One of the highlights of life in Melbourne."*

*"I only came to the markets once twelve years ago and I got a parking fine and I have never been back."*

*"My favourite place. Great parking facilities. Smells good ( and bad). Colour. Tons of people."*

*"I live opposite, so spend a considerable amount of time here. Well catered for although some problems we experience relate to alcohol abuse eg: damage to property, people urinating on our front door."*

*"Fantastic!! It is the only place to buy fruit / veg / deli items in the city - as there are no supermarkets (which is a good thing as people then have to go to the market). It should be open everyday. There should also be more publicity (city signs etc) as to where it is. The parking is great and cheap."*

*"Needs a supermarket, otherwise great atmosphere and food / general stalls."*

*"This area has been well promoted and the introduction of various cafes and opening hours being extended to Sundays for the food part of the market has been a great incentive to come to the market quite frequently and really enjoy the area."*

*"Yeah. Like it, love it. The smells, the life, the people and the food."*

*"Our city's greatest asset. I love what has been done to clean it up and make the lane at the back of the food hall into an eating area and the new food eating area on Victoria St. I would like to see some of the stalls open on Friday and Saturday nights."*

*"Smells, sounds! Hard to shop and watch kids at the same time. Traffic too close yet parking too far! Home delivery and market sponsored carts?"*

*"I shop here several times a week. I love it. Very colourful - both the stalls, products and the people."*

*"Fantastic."*

*"I like the whole idea and the look of the market. When I was working in the city I used to shop there often."*

*"Wonderful cosmopolitan area that has been improved over the years around lane-ways, cafe and eating area. Great shopping - used to come every Saturday but unfortunately don't visit it so frequently now. Love the atmosphere, smells, food."*

*"The market is wonderful. Love it at 6.30 am - have breakfast and shop. Good parking at that time. Shopping around the market is developing into being an all round shopping area."*

*"Great - keep it real, don't tart it up."*

*"Wonderful, great prices, different shopping although could be cleaner. Bins are always full."*

*"Wonderful market - perhaps more stringent garbage control. Generally only go there on Sundays."*



# Parliamentary Precinct

“Love Princess Theatre. Renovated Parliament is great. Top end of Bourke St is improving.”

“More seating in the gardens needed but otherwise great.”

“Love the parks and often bring visitors through them. The establishment part of Melbourne - ultra conservative and lovingly looked after. I only fleetingly pass through on my way to Chinatown.”

“Cute Park [Parliament Reserve] but where do you sit? Well used interesting thoroughfare, great fountain, good access. Beautiful approach to city centre including exhibition area.”

“A nice area of Melbourne. Have picnics in Treasury Gardens day and night. Local streets great.”

“Russell - Exhibition has deteriorated possibly due to Southern Cross renovations. Apartments being built will bring more life. Princess Theatre looks great. Haven't used the Hard Rock Cafe but have used the Windsor.”

“I find it much more lovely in the evening, where all the lights are on and there are many more people walking around.”

“Nice atmosphere. Big old trees and restaurants. I liked it when I worked in this area. I use loop stations and I think that they are good. Some information about attractions close to the station would be good.”

“Parliament station is very spacious, nicely set out - needs more lifts. Loop stations are very handy - I use them all the time. Safety aspect is questionable especially late at night (and especially if you're a female and by yourself.) Needs better disabled facilities.”

“Its a very pleasant part of the city - the restaurants, the theatres, the specialists bookshops - all contribute to a lively and interesting area. The lanes are great in this part of the city and the lovely old buildings, as the Windsor and Parliament House as well as the Treasury building are an integral and vital component of interest in this area. The loop station although modern, lacks facilities for women with prams or people with disabilities.”

“Fantastic. The aesthetics of this train station are very unique and inviting, although it is very quiet. The signs are very clear. The ground however is filthy on inspection. The lights are a guiding pathway to the exits. All in all a very impressive and well run train station. No access for disabled.”

“Walk through Treasury Gardens - very pretty - don't use them often except for evening walks. Walk home up Spring St to Nicholson and feel relatively safe. Parks need more seating.”

“The parliamentarians seem to be very privileged! Surrounded by beautiful gardens and tree lined streets. More seating in the parks would make the parks more accessible and more useful.”

“Fitzroy and Treasury Gardens are great. Parliament place has very cool fountains. Good place to bring people visiting Melbourne. Great palms. Gardens are a great place to go, to have 'time-out' and eat your lunch though there is a distinct lack of sandwich bars close by! A part of Melbourne which I see as 'very' Melbourne.”

“Yep. I like it, best coffee, definite class. Take people through Treasury and Fitzroy gardens and walk through Parliamentary Reserve from Richmond often.”



*“Laneways - A1 designers should be locked in the laneways and not allowed out until they understand what they are seeing.”*

*“Very solid, staid and imposing. Feels strong and the sense of history is good. Definitely different to the rest of Melbourne. The scale is good.”*

*“Parks and buildings are all good. It is good to have peaceful areas to go to.”*

*“In the parks there is very little play equipment.*

*“Great parks, needs more outdoor cafes.”*

*“Needs a second lift at Parliament Station. I often go to the top of Collins St and have to walk to Latrobe to Collins with the tram.”*

*“I find this a very attractive part of the city. The gardens and parliamentary buildings blend well and compliment each other. The city circle tram makes it very accessible and there are some interesting nooks and crannies.”*

*“I go here to show tourists / friends. It is very pretty at night with the fairy lights in Collins St.”*

## Flinders Street & the Station

*“Well the renovations to the Station are pathetic. The mix of railings, wall tiles and floor surfaces is extremely ugly. The toilets need to be completely reconsidered taking vandalism into account from the start.”*

*“I use it as a walkway. I like it's character and busyness.”*

*“I live close by. I love the crowds but am disappointed with the badly designed kiosks.”*

*“Love the station steps-meeting place under the steps. Could improve it with more shops, buskers etc. Federation square great idea. With Swanston St closed and Southgate nearby the whole area could be a big vibrant meeting area.”*

*“Upgrade the toilet facilities. Security good. Takeaway shops need upgrading. Need seating.”*

*“Still has a 'seedy' image - lots of young people with nothing to do hanging around looking for trouble.”*

*“The toilets need to be kept cleaner. Security is good. Fast food outlets handy but don't look clean.”*

*“I don't use the station at all, but it seems to be a rather grotty place and one often sees unsavoury people outside it. I suppose all station areas in the world tend to be like this.”*

*“Mirka Mora's mosaic is fabulous. I love the historic architecture. Not all platforms are wheelchair accessible from the Elizabeth St end to Swanston St end - we tried walking from Southgate across the pedestrian bridge to the corner of Flinders and Swanston Streets -*



there is only one platform accessible from Elizabeth St end but there were no signs with the symbol of access." (wheelchair dependant respondent)

"Tend to race through Flinders St (and other stations). At peak hour its okay, a little frantic - still I NEVER use the toilets. Platforms get lonely - I don't feel looked after."

"Don't go there much - I do try to avoid trains - unpleasant. I feel unsafe. The surrounding streets are too smelly. There still needs to be more security not only at stations but more fundamentally in each train carriage."

"When the Federation Square project is completed, this area will be better because it will be more of a meeting place than just a thoroughfare. I don't use the area much except to walk from the city to the art gallery or the arts centre."

"Should put in safety alarms and phone security systems. Need to reassess how and who can get into the station areas. Washington DC system forces people to buy a ticket to access the station buildings and is attended constantly."

"Don't use trains - poor access and distance from station a problem - also all those stories of prams getting jammed in train doors."

"Platforms 14,15,16 need to be upgraded. It is a nightmare getting off a train with a pram at stations west of Swanston St. To pay a fare you have to go down ramps, up another, head east, go up a ramp, pay and then head south to Southbank. The public toilets are too few, dirty and dingy."

"Love the old buildings but one doesn't focus on it because of the grot and grime around the place at street level - as with much of Flinders Street."

"Pity Vales fountain is being taken out. Only good thing on Swanston St outside St Paul's and the Town Hall."

"Great building - unsure about the colour - but a wonderful focal point for the city."

"This is where many people arrive in Melbourne (by trains) so it is very important that this area creates a good impression. The station itself is very majestic however the St Paul's corner I've noticed attracts a really seedy element which detracts from my opinion of this area. This area needs to be patrolled more and an information centre should be established."

"Platform 2 and 3 - escalators at one end, stairs at the other. To get out safely with a baby in a pram it is necessary to go to another platform and go out of your way. Needs disabled access at Elizabeth St exit."

"I dislike the 'street kid' element, and the unsafe feeling that goes with it. But Melbourne is my home town and I love it."

"I am seldom at the station itself but use the area a lot. I like it the way it is. The clocks are a symbol of Melbourne but I could do without the bagpipes."



## West End

“ I suppose one should consider that it has a valid character of its own but the east is more easily characterised.

“ I was there only one time to meet somebody, so only have a very short impression of this part of the city. I've seen many little restaurants and bars.”

“ Casino precinct. Area has improved now that the hotels are opening up and upgrading the street.”

“ Never really go down there. It's pretty grotty.”

“ Scary place. Horrible casino. Love the new exhibition building. Hardly ever go there.”

“ Never visit, ugly, barren, grotty feels unsafe, empty. Needs to connect to city. Not sure about the effect of the new casino precinct.”

“ This area of the city seems to be underutilized - the apartment building in the old railway building should add some life and create new demands which will encourage diversity there. I don't go to this area much at all. Power station in Lonsdale St is a good space for plays / installations and encourages me to go to this area.”

“ It's a hole. Elizabeth St to Spencer St is very dead except the Queen Vic Markets. All financial / business type end of town. Not particularly user friendly.”

“ Boring, vacant.”

“ I only ever drive through this area - there's nothing there to make me stop.”

“ Bottom end of Collins St is lovely but the rest of the area is quite dingy.”

“ Why would you go there? There is no attraction for me at all.”

“ I feel uncomfortable here after business hours so rarely go here.”

“ The laneways are interesting, some very good, others not so good. The cleanliness of the lanes are in most cases good. Residential development has made a positive improvement.”

“ Rarely enticed to go there except on work. Docklands could make a positive contribution to this area if handled well.”

“ Thoroughfare in Spencer St station could do with a bit of jazzing up.”

“ Cheap hostels and rooming houses should stay.”

“ There are not enough cafes or attractions at night - a business oriented area.”

“ Don't like this part of the city. It is ugly, run down, the traffic is horrendous and it is a wind trap. Not a very welcoming area for visitors / new arrivals although the hotels have improved. Should be more facilities for tourists eg information booth - could it be opened at the river end.”

“ Only go there to catch trains interstate.”



# LITERATURE REVIEW

The literature review revealed little specifically on women and central city areas. While numerous papers mention the patriarchal nature of central city areas, most feminist urban theorists, in viewing women's relationship with public space, have considered it as being any area outside the immediate domestic environment but not specifically the central city area. So much of the work has been on looking at women and public transport, and children's play areas, and in developing a range of general political/gender responses to what is widely seen in the literature as the 'maleness' of the built environment.<sup>1</sup>

A report published by the Edinburgh District Council's Women's Committee highlights that women's perceptions of a city can vastly differ to the publicly projected image. The report found that for women, dirty streets, poor bus services, inadequate street lighting, sexual harassment and most importantly, lack of childcare facilities, all contributed to them feeling disenfranchised from Edinburgh's internationally admired cultural life.<sup>2</sup>

As the prime carers of children, the elderly and the handicapped, women are able to build up a working knowledge of the city from a number of different perspectives. There are many buildings and services which do not provide for children whether it be through a distinct lack of facilities for baby changing etc or restaurants which do not cater for children. Women have also noted that there is little play space which allow carers respite from shopping. Women had also experienced a dismissive attitude towards children in public places and as their carers this attitude extended to them.<sup>3</sup>

Through focussing on women and their role as carers in the built environment, a booklet titled *Thinking of Small Children - Access, Provision and Play*. (a joint project between the We Welcome Small Children Campaign, Women's Design Service and the London Borough of Camden Planning and Transport Department) presents design and planning recommendations focusing on three main areas for improvement; Access, Provision and Play.<sup>4</sup>

Access is looked at in terms of the street, public transport and buildings. Discussion of public transport looks at the lack of off-peak services and increased automation which can restrict access, especially with a pushchair. All access standards throughout are based on a double pushchair, also benefiting wheelchair users.

The provision of public facilities in servicing young children and their carers includes suggested layouts of baby change and feeding facilities and stresses the importance of privacy, cleanliness and access to both male and female carers. It is suggested that play areas for children should be both inside and outside providing a free stimulating, challenging environment. Although the recommendations in the booklet could be applied to the central city it was not specific to a central city area.

Most of the literature discusses ways of challenging the basic dichotomy which has emerged of the 'masculine city and the feminine suburb'. Harman in her chapter in *Women, Social Welfare and the State in Australia*<sup>5</sup> discusses the intrinsic link between urbanisation, capitalism and patriarchy. Through increasing the number of women in the planning profession Harman suggests that it is one way that the capitalist ideologies imbedded in planning and the built environment can be challenged.




This representation of women in decision making arenas is being challenged by groups such as EuroFEM. The experiences of European women working in regional and urban planning led to the formation of this network viewing women as "equal members of society with legitimate ways of seeing the world".<sup>6</sup> It also acknowledges that the assigned roles of men in the public sphere have been harmful to the design of the wider built environment. EuroFEM employs a holistic view affecting the way practitioners interact with citizens, the formulation of policies and a change in the way planning students are introduced to concepts whilst also acknowledging the need to maintain the advocacy movements which have brought these issues to the fore.<sup>7</sup>

The Royal Town Planning Institute have produced a planning advice note (PAN) which evolved as a means of legitimatising and increasing the profile of women's concerns within the institute.<sup>8</sup> The PAN takes a positive approach to meeting the needs of women. It acknowledges that what is needed is an environment which is easy to use, attractive and meets specific needs. It focuses on the three main issues which link different aspects of the environment: accessibility, design and mobility.

The Royal Town Planning Institute and EuroFEM both have a similar agenda calling for the shaping of the environment to be sensitive to the needs of women.<sup>9</sup> They stress that by doing so it can help to create an environment which is beneficial to the whole of society. This general political/gender approach illustrates a response from women world wide.<sup>10</sup>

Although the literature reviewed was not specific to central city areas, it highlights the challenges to women and the planning profession manifested in the 'maleness' which is seen to extend over the whole built environment.



#### Notes

- 1 Veale, S. "Women and Architecture: Girls Deconstruct the Boys' Club" in *Architecture Australia* 1994 Mar-April V 83, No 2 pp 68 - 69
- 2 Worpole, K. *Towns for People: Transforming Urban Life* Open University Press Buckingham 1992 p 54
- 3 Worpole *Ibid*
- 4 Cavanagh, S. Debono, J. & Jaspert, J. *Thinking of Small Children: Access, Provision and Play* London Borough of Camden 1988
- 5 Harman in *Women, Social Welfare and the State in Australia* Baldock, C and Cass, B. (eds) Allen and Unwin, Sydney 1988
- 6 Booth, C. and Gilroy, R. "Dreaming the Possibility of Change" in *Built Environment* 1996 Vol 22 No 1 p74
- 7 Booth & Gilroy *Ibid*
- 8 Reeves, D. "Planning for Women: An Institute's Response" in *Built Environment* 1996 Vol 22, No 1 pp 22 - 1
- 9 Booth, C and Gilroy, D *Ibid*
- 10 Greed, C "Women and Planning" in *Built Environment* 1996 Vol 22, No 1 pp 9 - 19